

LORETTE DINING

5711 - CHAIR
DESIGN BY FRÉDÉRIC SOFIA

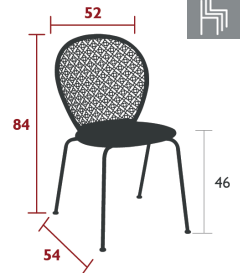
DOMESTIC | PROFESSIONAL | INTENSIVE

6 IPAC

25



Tubular steel frame
Steel sheet seat
Perforated steel sheet backrest
Stacking capacity : x 4 (Height – stacked : 94 cm)



6 kg

5712 - ARMCHAIR
DESIGN BY FRÉDÉRIC SOFIA

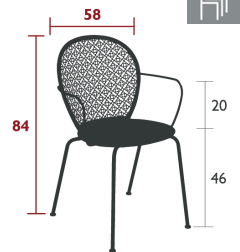
DOMESTIC | PROFESSIONAL | INTENSIVE

6 IPAC

25



Tubular steel frame
Steel sheet seat
Perforated steel sheet backrest
Steel wire armrests
Stacking capacity : x 4 (Height – stacked : 94 cm)



6.8 kg

5761 - TABLE Ø 110 CM
DESIGN BY FRÉDÉRIC SOFIA

DOMESTIC | PROFESSIONAL | INTENSIVE

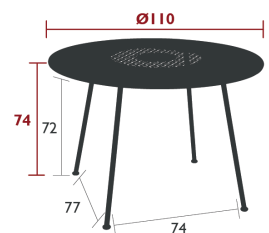
6 IPAC

x6

25



Perforated steel sheet table top
Tubular steel base



22 kg

5762 - OVAL TABLE 160 X 90 CM
DESIGN BY FRÉDÉRIC SOFIA

DOMESTIC | PROFESSIONAL | INTENSIVE

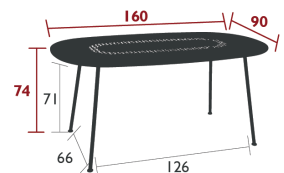
6 IPAC

x8

25



Perforated steel sheet table top
Tubular steel base
Compatible with :
PROTECTIVE COVER 160 X 100 CM FOR TABLE - COVERS



25 kg



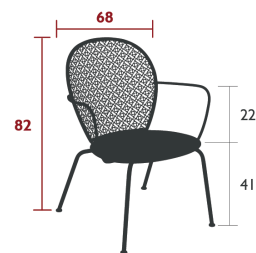
LORETTE LOUNGE

5713 - LOW ARMCHAIR
DESIGN BY FRÉDÉRIC SOFIA

DOMESTIC PROFESSIONAL INTENSIVE
6 IPAC



Tubular steel frame
Steel sheet seat
Perforated steel sheet backrest
Steel wire armrests



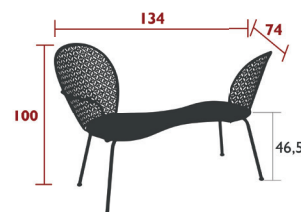
8.6 kg

5714 - CONVERSATION BENCH
DESIGN BY FRÉDÉRIC SOFIA

DOMESTIC PROFESSIONAL INTENSIVE
6 IPAC



Tubular steel frame
Aluminium sheet seat
Perforated steel sheet backrest
Steel wire armrests



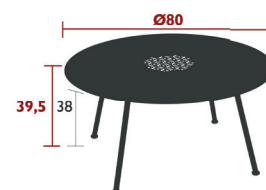
21 kg

5740 - LOW TABLE Ø 80 CM
DESIGN BY FRÉDÉRIC SOFIA

DOMESTIC PROFESSIONAL INTENSIVE
7 IPAC



Perforated steel sheet table top
Tubular steel base



9 kg